



# VENEERED PROFILES



**NEUHOFFER**

WE. KNOW. WOW!



## Veneered profiles

A skirting board provides the perfect finish between the floor and the wall. The necessary expansion joint is stylishly and elegantly concealed and the profile, ideally in the same décor as the floor, completes the room. Veneered profiles are usually laid with parquet floors. The reason is obvious: the same materials react in the same way to light and moisture.

## Profile structure veneered profiles

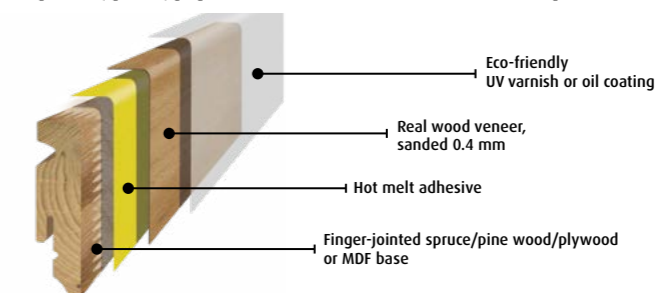
Depending on the application and customer preferences, we use different base materials and surfaces.

Generally, we adapt the materials of the profile to the materials of the floor. For example, MDF profiles with Decorative papers go well with laminate flooring, waterproof plastic profiles with Decorative papers go with LVT flooring, and spruce/pine profiles with real wood veneer go with parquet flooring. The décor of the cover typically matches the floor.

Or you go a different route and choose a profile in white that can be painted over with the colour of the wall. Here, too, we offer numerous material combinations, from MDF to beech, spruce, pine, directly varnished, foil-coated in white and ready-to-paint or varnished with different degrees of gloss.

We offer the perfect skirting board for every trend and style and for all applications.

### Spruce/pine/plywood or MDF with veneer: SU profiles



# Ways of packaging



## Bundle wrapped 3x.

This is the minimum standard for packaging, as it is the only way to ensure sufficient stability. The profiles are laid face-to-face, so the surface is optimally protected. The profiles are bundled in groups of 10 and tightly wrapped with stretch film at both ends and in the middle.



## Wrapped open.

This is a continuous wrap with stretch film around the bundle of profiles (again bundled into 10 units) with spaced loops.



## Fully wrapped.

The bundle (10 profiles) is completely wrapped in stretch film, only the front sides remain open.



## Combo pack with fastening system.

Here, the individual profile, including the fastening system and the fastening material, is shrink-wrapped in foil and again provided with a four-colour label.



## Combi-pack without fastening system.

Each profile is shrink-wrapped in foil and provided with a four-colour label with pictures and assembly instructions (without the fastening system).



## Standard pallet.



## Shrink wrapping.

Here the profiles (10 unit bundles) are wrapped at both ends and in the middle and then completely shrink-wrapped in film including the two front sides. This packaging method offers the highest moisture protection.



## Tube packing.

With this type of packaging, the profiles are placed individually in a cardboard tube and closed end-to-end with a lid. This protects the contents from damage. An ideal option, e.g. for sending individual profiles.



## Carton packaging.

10 profiles are loosely packed in a carton. This packaging guarantees protection from light.



## Guide to symbols

To make it easier for you to navigate through the catalogue, we have marked all products with coloured dots. These dots provide you with information on the availability and delivery time of the items in question.

We are pleased to make it easier for you to find the right item – another important step towards providing perfect service.

### **Green dot >>>> quickly available:**

Stock items - exact details of the items in stock (decors), as well as delivery quantities and delivery times you will receive from our sales staff at the sales department.

### **Blue dot >>>> order-related quickly:**

Articles whose BOM components are all in stock and “only” have to be assembled into a finished product get a blue dot.

### **Yellow dot >>>> order-related:**

Articles with this marking are FN standard items, which are made to order and are bound to a defined minimum quantity and delivery times. Raw materials still have to be purchased.

### **Red dot: >>>> on request:**

These are special items that can be manufactured on request. Raw materials, production times still have to be requested.



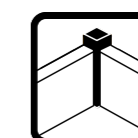
Clipholder CH23



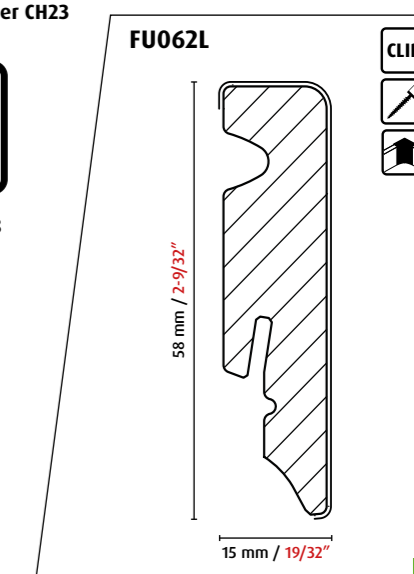
nailofix CH28



Plastic corners



Corner sticks



Example

# Processing instructions

## Masking tape on skirting boards.

Veneered and foiled skirting boards may only be covered with commercially available masking tape (see the following image as an example)

The masking tape must be removed after 16 hours at the latest!

All other types of adhesive tapes, such as packaging tapes, transparent adhesive tapes, brown adhesive tapes, fabric tapes (grey and others) are NOT suitable for foiled and veneered skirting boards.

## Adhesives and skirting boards.

No silicone-containing adhesives may be used to attach foiled or veneered skirting boards to the wall, as the foil or veneer can detach if the compounds penetrate the wood or MDF. A corresponding note can be found on the back of veneered profiles (see picture).

## Installation of skirting boards.

In general, we recommend our clip system CH23 or the rail klik-fix 23 for installation. The profiles and matching accessories are designed for this.

Of course, the profiles can also be glued in place (note: see note on adhesives), nailed or screwed.

## Mitre joint.

When mitre cutting, it is advisable to insert a clip into the profile before cutting to simulate the correct distance to the wall. With some profiles, this is the only way to achieve an optimal result on the mitre.

The FN easy-cut mitre box offers a practical aid here, as it has the matching height and an attachment device for the profile.

When cutting the skirting, make sure that you always see the décor side, or that you are cutting into the décor, so to speak. Otherwise there may be tears on the décor side.

## Wood and water.

Since most profiles are made of wood or wood-based materials, store the profiles in the intended installation room for at least 48 hours. This allows the wood to adapt to the environmental conditions (humidity, temperature) and avoids problems with swelling or shrinking after installation.

Profiles with an MDF core may only be cleaned dry, as the profile can swell if moisture penetrates.

When using profiles in areas where increased moisture can occur (including damp mopping of the floor), it is advisable to use profiles with a plastic or spruce core.






Beige whitewashed oak




Dark oak with red pore



Dark whitewashed oak



Light whitewashed oak



Medium whitewashed oak



Ash with dark pore



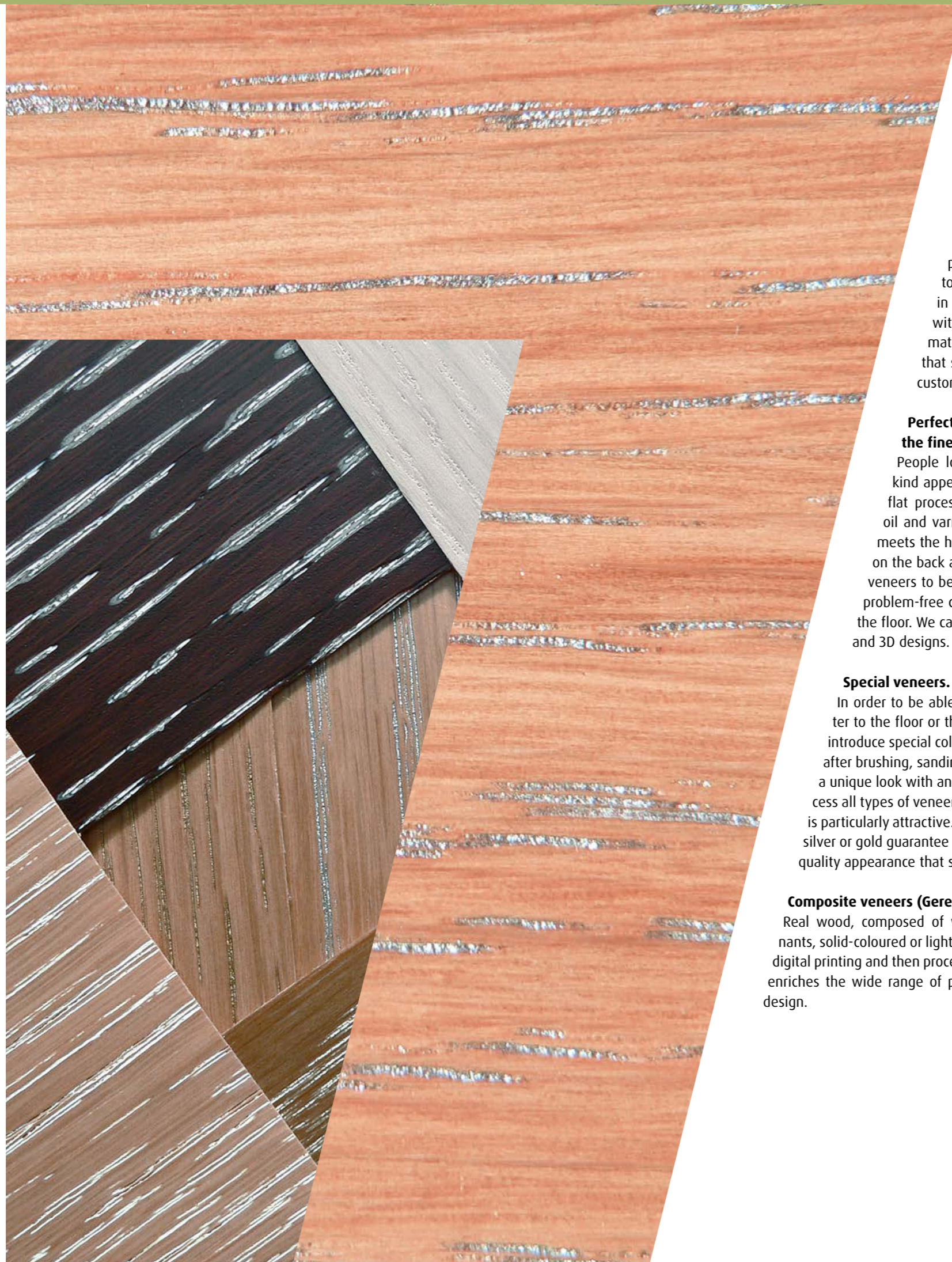
Oak with silver pore



Rustic oak



Digitally printed veneer



# FN special veneers

## Veneers for every décor.

As a market and innovation leader in the industry, we are always on the lookout for something new and special. We are constantly improving and optimising our products to deliver one thing for our partners: the best. This path has made us a successful global player, especially in the area of veneered profiles. We have the perfect solution for every customer need. Here you will find thinly cut veneers in all possible – and impossible – types of wood, with oiled or lacquered surfaces, on various base materials (finger-jointed spruce, MDF). Use profiles that set international standards in both quality and customer satisfaction.

## Perfectly refined – the finest veneered surfaces.

People love Neuhofer veneers for their one-of-a-kind appearance. The product always goes through flat processing with various production steps. We oil and varnish the veneers until their appearance meets the highest of expectations. The fleece layer on the back also ensures flexibility and enables the veneers to be processed in tight radii. This ensures problem-free coating and perfect coordination with the floor. We can also provide flat applications in 2D and 3D designs.

## Special veneers.

In order to be able to match the profiles even better to the floor or the environment, it is possible to introduce special colours into the pores of the wood after brushing, sanding and roughing. This results in a unique look with an incredible effect. We can process all types of veneer – ring-pored wood (e.g. oak) is particularly attractive. Veneers refined with white, silver or gold guarantee a beautiful effect and high-quality appearance that suits any stunning décor.

## Composite veneers (Gerecon).

Real wood, composed of wood and veneer remnants, solid-coloured or light-coloured, as a basis for digital printing and then processed back into veneer, enriches the wide range of possibilities in surface design.



## Surfaces.

Thanks to our custom process, we can also produce surfaces in utility classes 22-31. If desired, a structure with a wood look can be embossed to create different levels of gloss.

For painted strips, the standard gloss level is 18 +6/-8 units at a measuring angle of 60°.

## Digital printing.

Veneers can also be digitally printed. You can match the colour and décor perfectly to the floor, or use digital printing to reproduce exotic types of wood that are not available with FSC or PEFC certification, for example.

## Profile base.

Veneers are wrapped on both MDF and finger-jointed spruce, pine or plywood as base materials. MDF offers more flexibility when laying because it is more pliable, while solid wood such as spruce or pine offers more wood character and stability, due to its crosswise gluing, plywood offers wood character with good stability.

# Veneer overview

Many other types of wood available on request!



Afrormosia Maple Amazakue Apple Indian apple



Badi Light bamboo Coffee bamboo Birch Pear



Bubinga Unsteamed beech Lightly steamed beech (Ton0) Steamed beech Cabreuva



Cumaru Curupixa Doussie (Afzelia) Oak Whitewashed oak



Red oak Rustic oak Smoked oak Alder White ash



Ash Olive ash Spruce Hevea Ipe




Light iroko Dark iroko Yarrah Coubaril Chestnut



Light kempas Dark kempas Pine Cherry Cream cork



Fine cork Coarse cork Koto Larch Limba



Mahogany Macassar Makoré Real merbau Light merbau




Medium merbau Moabi Mutenye Olive Padouk



Santos palisander Robinie (acacia) Rosewood Elm Sucupira



Tali Tanganica Teak Tigerwood Tineo



Walnut Wenge (panga panga) Zebrawood Opaque white Opaque black



# Profile product range Spruce/Pine, MDF



<p><b>SU018L</b> <span>CLIP</span> <span>Home icon</span></p>	<p><b>SU006L</b> <span>CLIP</span> <span>Home icon</span></p>	<p><b>SU006 OC</b> <span>Corner sticks icon</span></p>
<p><b>SU047L</b> <span>CLIP</span></p>	<p><b>SU062L</b> <span>CLIP</span> <span>Home icon</span></p>	<p><b>SU153L</b> <span>CLIP</span> <span>Home icon</span></p>
<p><b>SU005L</b> <span>CLIP</span> <span>Home icon</span></p>	<p><b>SU060L</b> <span>CLIP</span> <span>Home icon</span></p>	<p><b>SU061L</b> <span>CLIP</span></p>

<p><b>SU004L</b> <span>CLIP</span></p>	<p><b>SU075L</b> <span>CLIP</span></p>	<p><b>SU080L</b> <span>CLIP</span></p>
<p><b>SU077L</b> <span>CLIP</span></p>	<p><b>SU084L</b> <span>CLIP</span></p>	<p><b>SU091L</b> <span>CLIP</span></p>





Design example: Veneered skirting board SU047L, Installation with Clipholder CH23

<p><b>SU025</b></p>	<p><b>SU029</b></p>
<p><b>SU025 Top</b></p> <p>Dämmstreifen</p>	
<p><b>HKU02</b></p>	<p><b>HKU04</b></p>
<p><b>WU001</b></p>	<p><b>SU001</b></p>
<p><b>VU001</b></p>	<p><b>SU013</b></p>
<p><b>KLF01</b></p> <p>5 mm / 3/16\"</p> <p>self adhesive strip</p> <p>24 mm / 15/16\"</p> <p>• MDF • Abachi</p>	<p><b>KLF05</b></p> <p>5 mm / 3/16\"</p> <p>self adhesive strip</p> <p>34 mm / 1-11/32\"</p> <p>• MDF • Abachi</p>



# Profile product range Plywood

**SU047L** CLIP

40 mm / 1-9/16"  
16 mm / 5/8"

**SU062L** CLIP

58 mm / 2-9/32"  
15 mm / 19/32"

**SU153L** CLIP

58 mm / 2-9/32"  
16 mm / 5/8"

**SU084L** CLIP

80 mm / 3-5/32"  
15 mm / 19/32"

**SU075L** CLIP

70 mm / 2-3/4"  
15 mm / 19/32"



# Discover our wider range

## **FN FOILED PROFILES**

Foiled mouldings are usually laid to laminate flooring. The reason is obvious: the same materials react in the same way to light and moisture. A wide range of shapes and decors leave almost nothing to be desired, especially when it comes to matching the decor of the skirting to the floor. In-house digital printing makes it possible!



## **FN SOLID WOOD PROFILES**

Wood in its most natural form, cut and planed, raw or varnished, sustainable and destined to last forever: these are our solid wood profiles, made from hardwood or softwood. Real, natural and grounded. Whether you need a resilient skirting board, wood for crafts for everyone and everywhere in the house, or old wood for a one-of-a-kind ambience.



## **FN VENEERED PROFILES**

A skirting board provides the perfect finish between the floor and the wall. The necessary expansion joint is stylishly and elegantly concealed and the profile, ideally in the same décor as the floor, completes the room. Veneered profiles are usually laid with parquet floors. The reason is obvious: the same materials react in the same way to light and moisture.



## **FN FLOOR ACCESSORIES**

Clips, corners and numerous other accessories are indispensable for quick and easy moulding installation. The mouldings are all provided with functional grooves into which various clips, fixing rails or holders for corner pieces can be inserted. The aim is always the same: to make installation as easy and uncomplicated as possible for the customer.



## **FN WHITE PROFILES**

White skirting boards are modern, elegant, stylish and very much in fashion. We offer an extensive variety of different materials and surfaces as well as shades of white. The following pages provide an overview of this product range. Find the perfect version for your market.



## **FN FLOORING PROFILES**

When installing flooring, each room is usually laid as a separate area. During this process, an expansion joint should be planned under every door. And if the floor areas become too large, they should also be separated by expansion joints. If there are different coverings in the individual rooms, such as tiles, laminate flooring, parquet flooring or LVT flooring with different floor heights, it is essential to cover the joints that are created as a result.



## **FN FUNCTIONAL AND WATERPROOF PROFILES**

If the standard no longer fits or special challenges need to be overcome, FN Neuhofer offers a selection of special solutions for a wide range of applications. And for LVT or waterproof floors, there are matching waterproof skirting boards, decorated to match the floor or simply in white.



## **FN LIVING**

Modern wall design with additional benefits is important in today's fast-paced and noisy world. Acoustic panels create peace and quiet in your own home, while various wall paneling systems enhance the room and create a cosy ambience. And the DIY concept is not neglected either. You can fill, glue, paint and realise your own creativity.





All dimensions and performance of the products stated in the product catalogue are to be regarded as approximate. The stated dimensions and performance of the products are non-binding; this applies in particular to their quality, colour and design (grain, surface, etc.). Furthermore, we expressly reserve the right to make any deviations from the products shown in the product catalogue; the offer and order confirmation are exclusively authoritative, based on the General Terms and Conditions (see <https://www.fnprofile.com/de/verkaufs-und-lieferbedingungen-01-01-2022.html>). The customer can therefore derive no rights - of any kind whatsoever - from pictorial representations and/or specified dimensions and services in accordance with this product catalogue.

Printing and typesetting errors and mistakes excepted. 01/25

NEUHOFER HOLZ GMBH  
 A-4893 Zell am Moos, Haslau 56, Tel.: +43 (0)6234/8500-0,  
[office@fnprofile.com](mailto:office@fnprofile.com), [www.fnprofile.com](http://www.fnprofile.com)



Here you can find our social media channels



The mark of responsible forestry